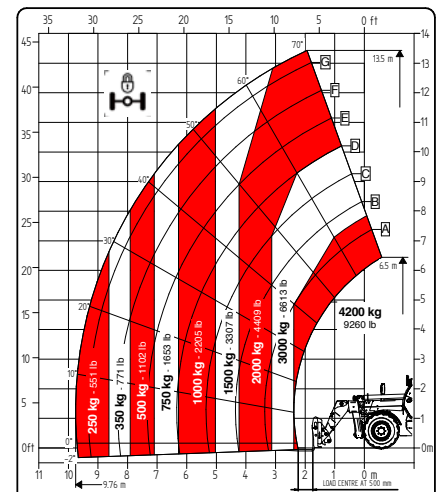
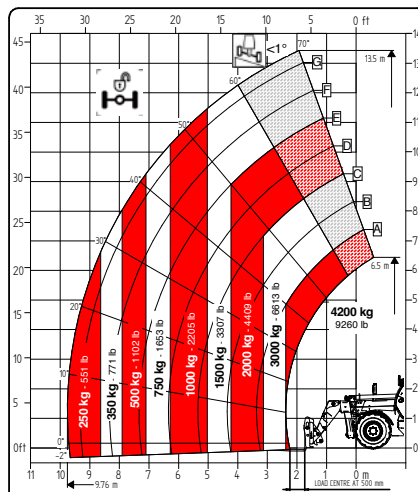
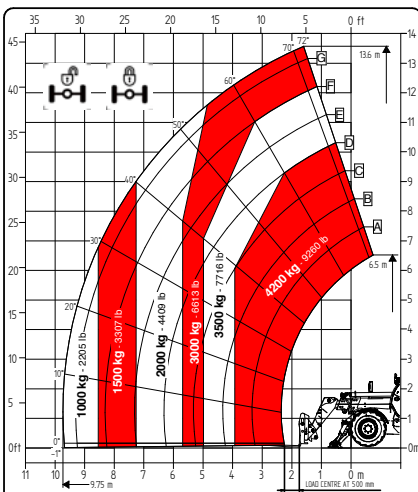


TECHNICAL SHEET

# FT-9345 BIG RANGE



Faresin USA would like to bring to the attention of all potential customers, recipients, and, to the fullest extent possible, external stakeholders, that Faresin Industries S.p.A. has adopted a general disclaimer. This disclaimer pertains to the description of the technical and functional characteristics of its machinery, as well as the methods of their use, including safety considerations. This disclaimer is of a general nature, and Faresin Industries S.p.A. encourages you to review it, which can be accessed through the website: [www.faresinindustries.com](http://www.faresinindustries.com).



**FARESINUSA.COM**

**877-327-3746**

# FT-9345 BIG RANGE

## TECHNICAL FEATURES

MODELS		FT-9345
<b>DIMENSIONS</b>		
[A] Height	ft	8.2
[B] Width	ft	7.6
[C] Gauge	ft	6.1
[D] Ground clearance	ft	1
[E] Front overhang	ft	7.1
[F] Pitch	ft	9.6
[G] Rear overhang	ft	4
[H] Width with stabilizers	ft	11.2
[I] Length	ft	20.8
[L] Cabin width	ft	3.1
<b>WEIGHT</b>		
Classic 55	lbs	24,250
Classic 74	lbs	24,493

MODELS		FT-9345
<b>DETAILS</b>		
Number of extracting sections	nr	2
Max capacity	lbs	9,259
Max lifting height	ft	44.6
Max horizontal boom extension	ft	31.9
Boom extension at max height	ft	5.2
Swinging Angle	°	144
<b>TANK CAPACITY</b>		
Hydraulic oil tank	gal	39.6
Diesel tank	gal	31.7
<b>CONNECTION FOR EQUIPMENT</b>		
FH		●
EURO		○

Dimensions defined on model with wheels 405/70 20

CONFIGURATION		CLASSIC 55	CLASSIC 74
<b>TRANSMISSION</b>			
Hydrostatic		single gear	single gear
Speed	mph	15.5	18.6
<b>ENGINE TIER 4 FINAL</b>			
Builder		Deutz Tier 4 Final	Deutz Tier 4 Final
Power	kW/hp	55,4/75,3	74,4/101
Aftertreatment system		DOC + DPF	DOC + DPF + SCR
Drawbar pull	daN	5000	5000
<b>HYDRAULIC</b>			
Pump type		gears pump	gears pump
Hydraulic capacity	gal/psi	31.7/3,335	31.7/3,335
<b>TYRES</b>			
405/70 20		●	●
405/70 24		○	○
445/65 R22.5*		○	○
Turning radius	ft	13.8	13.8
<b>OTHER</b>			
Joystick		mechanical-electro proportional	mechanical-electro proportional
Quick coupling		○	○
Electro-proportional double acting rear hydraulic connection		○	○
Front and rear LED lights		○	○
Rear trailer lights socket		○	○
6 t fixed tow hook		○	○
Engine water pre-heating		○	○
Air conditioning		○	○
Floating boom		○	○
Boom suspension		○	○
Manual 6-way diverter		○	○
PEB (Boom Electric Socket)		○	○
Creeper		○	○
Front constant flow		○	○
Bucket mode		●	●
Pneumatic / hydraulic trailer brake		○	○
Frame lateral levelling ±10°		●	●
Front Stabilizers		●	●
Rear axle swing block		○	○

\* standard on models FT-9345

● Standard

○ Optional

- Not available