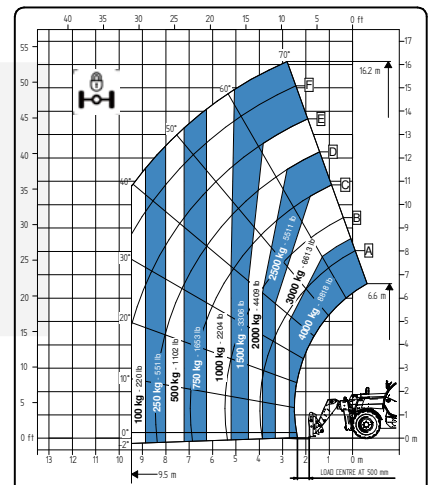
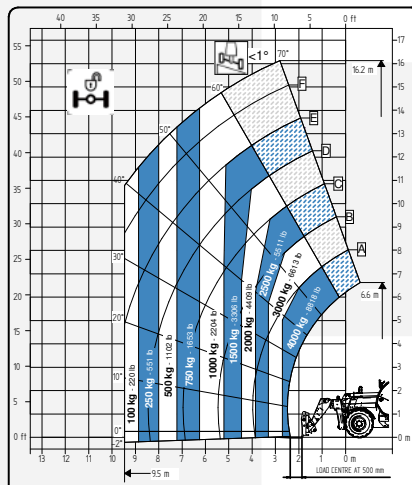
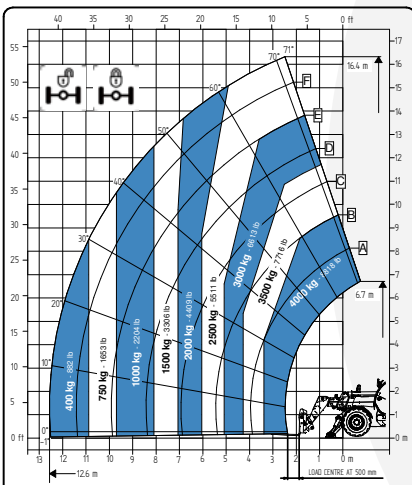


TECHNICAL SHEET

# FT-8854E FULL ELECTRIC



Faresin USA would like to bring to the attention of all potential customers, recipients, and, to the fullest extent possible, external stakeholders, that Faresin Industries S.p.A. has adopted a general disclaimer. This disclaimer pertains to the description of the technical and functional characteristics of its machinery, as well as the methods of their use, including safety considerations. This disclaimer is of a general nature, and Faresin Industries S.p.A. encourages you to review it, which can be accessed through the website: [www.faresinindustries.com](http://www.faresinindustries.com).




**FARESINUSA.COM**

**877-327-3746**

# FT-8854E FULL ELECTRIC

## TECHNICAL FEATURES
























MODELS	FT-8854E	
<b>DIMENSIONS</b>		
Height	ft	8.2
Width	ft	7.6
Length	ft	21.3
Cabin width	ft	3.1
<b>WEIGHT</b>		
Weight	lbs	26,676
<b>DETAILS</b>		
Number of extracting sections	nr	3
Max capacity	lbs	8,818
Max lifting height	ft	53.8
Max horizontal boom extension	ft	41.3
Boom extension at max height	ft	8.2
Swinging Angle	°	144
<b>TANK CAPACITY</b>		
Hydraulic oil tank	gal	39.6
<b>CONNECTION FOR EQUIPMENT</b>		
FH		●
<b>TYRES</b>		
405/70 20		●
405/70 24		○
445/65 R22.5		○
Turning radius	ft	13.1
<b>BATTERIES AND CHARGERS</b>		
Battery		435V (105 Ah)
Charging type	v	220 - 380 

NOTE: All dimensions defined on model with wheels 405/70 20

CONFIGURATIONS	FULL ELECTRIC	
<b>TRANSMISSION</b>		
Transmission		electric
Speed	mph	15.5
<b>MOTOR</b>		
Transmission	kW	51 (S1)
Hydraulic services	kW	23 (S1)
<b>HYDRAULIC</b>		
Pump type		gears pump
Hydraulic capacity	gal/psi	31.7/3,626
Distribution		flow sharing
<b>OTHER</b>		
Joystick		hydraulic-electro proportional
Cabin		Queen Cab
Quick coupling		○
Front and rear LED lights		○
Floating boom		○
Boom suspension		○
Manual 6-way diverter		○
PEB (Boom Electric Socket)		○
Front constant flow		○
Bucket mode		●
<b>SPECIAL FEATURES</b>		
Air conditioning		○
Forward buzzer avas		○
Farmatics		FULL (2-5 years)

● Standard    ○ Optional    - Not available

POWER AND BATTERY CAPACITY	45 kW/h (105 Ah)
<b>AUTONOMY STANDARD CYCLE INTENSIVE</b> (eco mode)	UP TO 3,5 HOURS
<b>AUTONOMY STANDARD CYCLE NOT INTENSIVE</b> (eco mode)	UP TO 8 HOURS

CHARGERS		
<b>STANDARD ON BOARD MONO PHASE CHARGER 11 KW</b>	20-80%	5 h
POWER INPUT  32 A  220 VAC		
POWER OUTPUT  14 A  435 VDC	0-100%	8 h
<b>STANDARD THREE-PHASE CHARGER ON BOARD 11 KW</b>	20-80%	3 h
POWER INPUT  16/32 A  400 VAC		
POWER OUTPUT  22 A  435 VDC	0-100%	5 h 30 m
<b>OPTIONAL SINGLE-PHASE CHARGER ON BOARD 22 KW</b>	20-80%	12 h
POWER INPUT  16 A  220 VAC		
POWER OUTPUT  4 A  435 VDC	0-100%	27 h
<b>OPTIONAL THREE-PHASE 16A CHARGER ON BOARD 22 KW</b>	20-80%	3 h
POWER INPUT  16 A  400 VAC		
POWER OUTPUT  22 A  435 VDC	0-100%	5 h 30 m
<b>OPTIONAL THREE-PHASE 32A CHARGER ON BOARD 22 KW</b>	20-80%	2 h
POWER INPUT  32 A  400 VAC		
POWER OUTPUT  37 A  435 VDC	0-100%	3 h 30 m
<b>50KW DC CHARGING STATION</b>	20-80%	1 h 30 m
POWER INPUT  50 Kw		
POWER OUTPUT  50 A (variables)	0-100%	2 h 30 m