

TELEHANDLERS

DIESEL AND ELECTRIC MACHINES FOR **AGRICULTURE**





- Top level performance guaranteed over time 4**
- FS Series: the Next Generation 6**
 - Performance first. 8
 - Cooling system. 10
 - Dedicated transmissions. 12
 - Easy handling in all conditions 14
 - Hydraulic power 16
 - Smart functionality 18
 - 360° visibility. 20
 - On-board technology 22
 - Design and Lights 24
- FR Series: Precision and Manoeuvrability 26**
 - Powerful and reliable engines 28
 - Transmissions: full control and reliability 30
 - Intelligent hydraulics 32
 - Queen cab: comfort, visibility and ergonomics. 34
- Full Electric 36**
 - Total technological innovation 38
 - Visibility and ergonomics. 40
 - 6.26 Full Electric MY 2023 42
 - 14.42 - 17.40 - 17.45 Big Range Full Electric 44
- Technical specifications. 46**
 - FS and FR Series technical specifications. 48
 - Full Electric technical specifications. 52
- Load chart 54**
- Accessories 56**
- For constant operativity 58**

Top level performance guaranteed over time



Control, precision and manoeuvrability: these are the fundamental in agriculture requirements to lift and move easier any material. A range offers models able to offer the right solution for any type of work. The boom lengths vary from 19 feet 8 inch to 55 feet 9 inch and the lifting capacity from 5,200 to 14,000 lbs. Faresin's innovative industrial approach allows the company to equip each model in a variety of configurations, which differ in terms of performance and options, but ensure maximum comfort and efficiency.



SMALL RANGE

COMPACT

MIDDLE

HEAVY DUTY RANGE

BIG RANGE

FULL ELECTRIC

Series		FR	FS		FS			
Models		6.26	7.32C	9.32C	7.40	7.45	8.40	10.40
Lifting capacity	lbs	5,732	7,054	7,054	8,818	9,920	8,818	8,818
Lifting height		19 ft 4 in	23 ft 3 in	29 ft 6 in	23 ft 3 in	23 ft 3 in	26 ft 3 in	32 ft 2 in
Configurations	kW	Classic 52	Classic 55 Classic 75 Dynamic 85 Performance 85 Excellence 85		Classic 55 Classic 75 Dynamic 85 Performance 85 Excellence 85 Excellence HVTronic 100			

FR			FR			FR			
9.60	9.70	10.65	14.42	17.40	17.45	6.26	14.42	17.40	17.45
13,227	15,432	14,330	9,259	8,818	9,920	5,732	9,259	8,818	9,920
28 ft 10 in	28 ft 10 in	31 ft 2 in	44 ft 7 in	53 ft 10 in	53 ft 10 in	19 ft 4 in	44 ft 7 in	53 ft 10 in	53 ft 10 in
Classic 74 HLS 74 VPSe 100			Classic 55 Classic 74			Full Electric			

FS Series: the Next Generation




The FS Series marks the entry of the entire range of Faresin telehandlers into the future, through an industrial project built on the experience of 50 years of presence on the market. Industrialising efficiency: this was the choice of Faresin Industries with a top-quality and future-ready machine.

- » 7 different models.
- » Lifting capacity up to 9,920 lbs.
- » A maximum lifting height of up to 32 ft 10 in.
- » An LC (Low Cab) version is available only for the FS Compact models.

Performance first



Designing with an eye toward the future also meant striving to minimize the environmental impact, lowering consumption, optimising the use of resources and, ultimately, improving performance. Many of these improvements are not visible, but the innovative shape of the hood is evident. It was designed for convenient entry of fresh and clean air, intelligently directed inside the compartment to always keep all parts at an optimal temperature level.



Advanced control

The original "Power on demand" software is exclusive to Faresin Industries and has allowed the introduction of various automatic safety functions including the "AutoStop", which shuts down the engine when the operator gets up from the seat, and then turns it on again – automatically – when he/she returns. Solutions which not only protect the operator, but also save on fuel.

Higher performance less fuel consumption

There are 4 available engines, all of which feature 4 cylinders, common rail, turbo compressor and intercooler with specific power distribution curves for these machines. High performance even at low speed to respond to the need for power associated with specific uses. High torques optimised for high performance and low fuel consumption.

A work partner

Thanks to the new engines, the maintenance periods have been extended and now reach up to 1,000 hours for certain components. A significant reduction in consumption costs and in work times. The containment of consumption, which for these engines is always less than 215 g/kWh, and the silent operation, are features that make FS an economical and reliable series.



Hydraulic oil reservoir with oil level indicator.

		CLASSIC	DYNAMIC	PERFORMANCE	EXCELLENCE	EXCELLENCE HVTRONIC *
Deutz 55,4/75 engine	kW/hp	●	-	-	-	-
Deutz 75/102 engine	kW/hp	●	-	-	-	-
Deutz 85/115 engine	kW/hp	-	●	●	●	-
Deutz 100/136 engine	kW/hp	-	-	○	○	●

* Only available for FS Middle



Fuel tank positioned under the cab for excellent protection (standard version).




Diesel tank positioned behind the cab for the Low Cab variant of FS Compact.



For engines with SCR, the Adblue tank is positioned at the rear.

Cooling system



Smart fan

The cooling fan for the FS Series activates independently and automatically adjusts the rotation speed according to the temperature. Reversible and with electronic control, it combines perfect temperature regulation with reduced consumption and represents the definitive solution for use in dusty environments. Equipped as standard in Performance and Excellence configuration.


Easy maintenance

Routine maintenance of the components is required to keep the performance and reliability of the machines unchanged over time. The simplicity of execution and accessibility of components are synonymous with efficiency and savings.



Engine air and water preheating

The preheating of the intake air, by means of glow plugs, is standard on all engines assembled on the FS series and allows cold starts down to -25°. In the event of colder temperatures, engine water preheating via an external electrical system (110/220 V) is optionally available, for all engines.



The longitudinal layout of the Diesel engine and connected components allow improved power transmission and efficient management of the cooling system. The integrated exchanger, positioned horizontally far from sludge

and dirt, integrates an electronically controlled ventilation system that only works when needed, and which can invert the air flow to expel dust or foliage leftovers.



The air filter is equipped with a dust ejector system and a cyclone pre-filter, which significantly reduce maintenance interventions.



Easy access to fuses and diagnostic connectors for service, thanks to removable panels.

Dedicated transmissions



Full thrust force

All versions of the FS have Ecodrive hydrostatic transmission control as standard, an advanced solution capable of regulating the power delivered according to the driving mode to obtain the most effective use of engine power with a simultaneous substantial reduction in consumption. Two transmissions are proposed to meet operational requirements:

- » A high-performance single-speed hydrostatic transmission from 0 to 18.6 mph thanks to the elasticity of the engine. (15.5 mph for Classic 55 FS Middle).
- » A hydrostatic transmission with two-speed gearbox for greater tractive effort, which reaches 24.8 mph when traveling on the road. (Performance and Excellence).

HVTronic transmission (only for FS Middle)

The new HVTronic continuously variable hydrostatic transmission of the new FS Middle ensures comfortable and jerk-free shifting, thanks to a dual-ratio gearbox and multi-disc clutch that prevents torque interruptions during shifting.

The operator, simply by pressing the accelerator pedal, can therefore count on greater fluidity and maximum traction, always available, while obtaining greater energy efficiency with fuel savings especially when traveling at maximum speed.



Driving mode

Through the display it is possible to select up to 4 different driving modes to optimise the transmission according to each specific task.

- » Ecodrive: for travel up to 24.8 mph with automotive-type control.
- » Slow: speed limited to 9.3 mph and automatic selection of the shortest ratio to obtain the maximum thrust force for precision work.
- » Creeper: speed limited to 9.3 mph and regulation of diesel engine rpm independent of the speed of movement of the machine.
- » Forklift: control of the diesel engine revolutions directly from the joystick according to the movements of the telescopic boom, all optimised for maximum efficiency and energy savings.



	CLASSIC	DYNAMIC	PERFORMANCE	EXCELLENCE	EXCELLENCE HVTRONIC *
Ecodrive	●	●	●	●	●
Slow	●	●	●	●	●
Creeper	●	●	●	●	●
Forklift	-	-	-	●	●

* Only available for FS Middle

Easy handling in all conditions

Compact versatility

Agile in tight spaces, a roof height of just 6 feet 9 inch for the Compact version and a steering angle of 37° are the calling card of the new FS Series. A new generation of telehandlers designed for tomorrow's agriculture and already available today.

Pushing power is as important as the stability of the machine when lifting the boom. All of these are features that the FS series has in abundance thanks to the long pitch and optimal weight distribution on the frame.



100% power on all terrains

No more slipping or loss of grip thanks to the new axles which now allow a 100% electro-hydraulically operated differential lock only on FS compact (Performance, Excellence).

During the most strenuous loading operations or in the most extreme conditions, you will no longer lose grip. The 45% limited slip automatic differential lock remains standard.



More room for manoeuvre

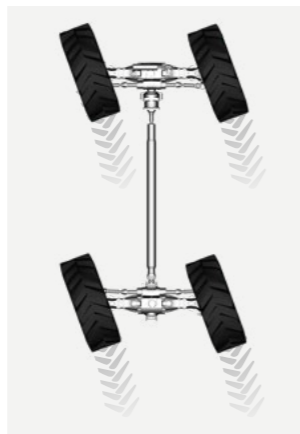
To explain agility, several aspects must be taken into account. In addition to the turning radius of just 12 feet 5 inch there is also the almost zero protrusion of the rear or overhang. In practice this translates into the ability to perform manoeuvres in less space.



Front: option recommended for transfers.



Concentric: guarantees a narrower manoeuvring radius.



Crab: sideways movement for approaches in tight spaces.



Not only thrust

The rear tow hook can be type-approved with a total weight of up to 55,115 lbs with pneumatic or hydraulic auxiliary trailer braking. Various semi-automatic and automatic, height-adjustable, pick-up-pitch solutions are available. A versatile machine must be versatile all the way.

Four-wheel drive at all times

The hydrostatic transmission constantly transfers power to all four wheels of the telehandler, guaranteeing traction and stability at all times. The very long pitch of the FS Faresin Industries telehandlers does not affect its incredible manoeuvrability because the front overhang of the boom and at the rear is minimal. Simple manoeuvres in tight spaces and in safety are its performance characteristics.



Quick, simple, and precise change of driving mode even while moving forward.



Steering column tiltable via side lever.

Hydraulic power



The hydraulic component is the real strength of this telehandler. Faresin Industries sought to oversize it to guarantee versatility of use, rapid work cycles, and fluid and precise movements. The hydraulic oil circuit adopts the same design logic to provide modular solutions for all uses, always with a view to optimising performance and minimising fuel consumption.

There are two possible solutions with circuits starting from a flow rate of 25.1 gal/min up to 44.9 gal/min. The standard solution is with gear pump, or most performing solution with variable displacement piston pump, in load sensing.

Configurable fluidity

The high-performance flow-sharing distributors guarantee excellent multifunctionality, and thanks to their electronic management, the FS Joystick can be programmed for simultaneous control of multiple boom movements.

Quick release

It only takes a few seconds to switch tools thanks to the Faresin system allowing fast replacement in any work conditions.

Regain efficiency with Ecofast

A strategic valve manages to make the hydraulic system more efficient and reduce consumption. The presence of the Ecofast valve smooths and speeds up the boom movements even at low speeds with significant savings on fuel consumption.

In the Excellence configuration, Ecofast-E also adds electronic load compensation, improving work safety and guaranteeing excellent control of the vehicle.

Floating boom

The floating boom function is required when using accessories which must follow the roughness of the terrain. It lets the boom move up and down freely. For safety reasons, it can only be activated if the boom is limited with ground clearance.

Boom suspension

Used to cushion boom movements during machine transfers. Greater comfort and safety when traveling with or without a load.

	CLASSIC	DYNAMIC	PERFORMANCE	EXCELLENCE
Boom suspension	○	○	○	○
Floating boom	○	○	○	●
Ecofast Valve	-	-	●	-
Ecofast-E Valve	-	-	-	●

Smart functionality



BSC (Boom Speed Control)

Through this function it is possible to adjust the speed of all the movements of the boom (raised/lowered, extension and swing) for greater speed or slowness during operations. The BSC function can be:

- » Full BSC: for all versions, where it is possible to set the same speed for all movements.
- » Single BSC: only for Excellence in addition to Full BSC, where it is possible to set different speeds for each movement (raised/lowered, extension and swing).



Height limitation

For safety reasons, such as low ceilings or obstacles on the ground, it is sometimes essential that the boom does not move up or down completely during handling operations. With this function, activated via the display, it is possible to set a maximum or minimum height to avoid striking any type of obstacle in the work area.



Bucket shaking

System used to activate the movement of the bucket via a button on the Joystick without having to move it. In this way it is possible to unload any type of material, even those types with a more viscous consistency.



Autoretract

The extended extension automatically retracts when the downward movement of the joystick exceeds 50%. In this way the operator can work longer without getting tired, thanks to the reduction of workloads and faster rhythms.

Controlled retraction

It is possible to set cushioned movements in the raising and lowering phases and in the extraction and retraction phases of the telescopic boom. For the Classic, Dynamic and Performance versions it is only available for the extension.

	CLASSIC	DYNAMIC	PERFORMANCE	EXCELLENCE
Height limitation	-	-	-	●
Electronic boom speed control	Full BSC	Full BSC	Full BSC	Full + Single BSC
Autoretract	-	-	-	●
Controlled boom retraction	●	●	●	●
Bucket shaking	-	-	-	●

360° Visibility

A new concept of an ergonomic cab where every detail is inserted in the most comfortable position for the operator. The Faresin cab is designed to maximise operator well-being and offer a truly unique work experience. An ultra-technological dashboard with intuitively arranged controls, grouped in accordance with a functional logic. With regard to safety, the ROPS and FOPS European certification and ANSI certification for the United States are perfectly valid, in strict compliance with current legislation.



1 AIR SUSPENSION SEAT WITH MULTI-REGULATION TO REDUCE FATIGUE

2 IMMEDIATE CONTROL OF ALL OPERATING AND SAFETY PARRAMETERS

3 HIGHLY SENSITIVE AND ACCURATE BOOM CONTROLS AND MOVEMENT MANAGEMENT

4 SETTING & PROGRAMMING OF ADVANCED MACHINE MANAGEMENT FUNCTIONS

5 ORGANISER TRAY WITH USB

On-board technology

Ergonomics and visibility

Designed to offer maximum ergonomics and visibility. The cab is fitted with an ergonomic seat with adjustable armrests and steering wheel to maximise operational efficiency. The new control panel allows to keep everything under control while the new multi-function joystick ensures pinpoint accurate boom movements.

- » Improved visibility during all operations
- » Ergonomic design
- » Maximum comfort during any type of work



Comfort Plus Cab as standard in the Excellence version. Not optionally available.



FS series Standard Cab.



FS Joystick

The multifunction electric-proportional hydraulic joystick, in the Classic, Dynamic and Performance configurations, operates the transmission and controls the hydraulic system. Includes boom float and bucket shake functions for more efficient handling.

In the Excellence version, the electronic joystick is integrated into the armrest of the seat, for greater comfort and safety. It therefore follows the movements of the seat ensuring safe and constant control of the boom functions even in difficult working conditions. This ergonomic choice significantly increases control precision and driving comfort.



7-inch display for Excellence touchscreen versions with integrated tilting system.

FS Display

All the operating parameters must be easily visible and controllable by the operator. For this reason, the FS telehandlers are equipped with a high-visibility colour display which allows to control all machine operations and the Bluetooth radio. For the Classic, Dynamic and Performance versions it has dimensions of 5".

The Comfort Plus cab of the Excellence configuration is equipped with a large 7-inch smart touchscreen display which also integrates the controls for the automatic climate control system, for the activation of the work lights and for the anti-rollover system.



Comfortable seat

Standard mechanical suspension seat for all telehandlers or (optional) air sprung Grammer seat, for low frequency reaction to irregularities in all types of terrain.



Efficient ventilation

Heating or cooling regulation in the cab has been further improved with the adoption of seven adjustable vents located in critical points, and by increasing the air flow power, thus rapidly eliminating any accumulated condensate.



Anti-rollover system for 5" displays.

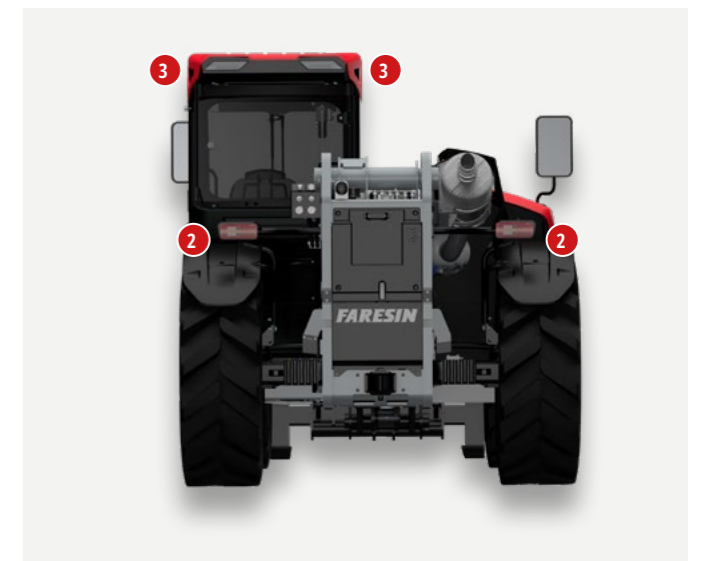



Safety key immediately visible.



Lateral tilt indicator.

Design and Lights



Full LED lighting

The work and driving lights with high visibility LED lights ensure excellent illumination with a lower power requirement, both during road travel and during night work. The cab top or boom mounted work lights feature powerful beams that illuminate the entire area around the machine. The neutral tone of the light reduces eye strain during night-time movements.

1. Full LED front road lights for Excellence (halogen lights for the other configurations).
2. Full LED rear road lights as standard.
3. Full LED front work lights on the cab as standard for Performance and Excellence (optional for the other configurations).
4. Full LED rear work lights on the cab as standard for Performance and Excellence (optional for the other configurations).
5. Full LED work lights on the boom (optional).
6. Standard courtesy light for Performance and Excellence.
7. Rotating beacon (standard).

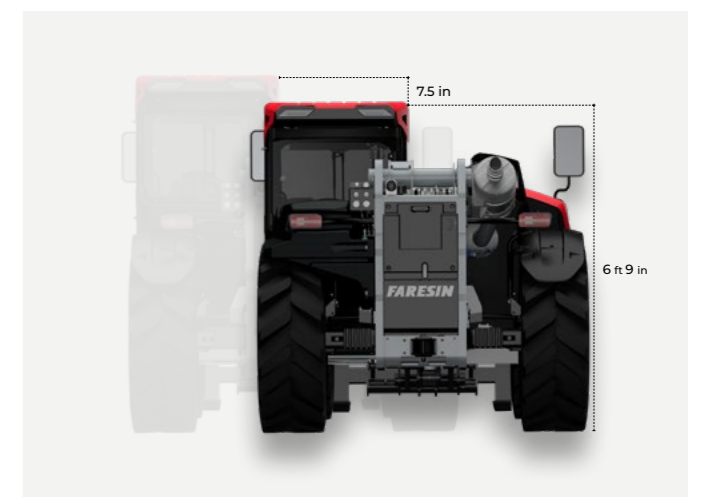



Advanced design

The new design combines emotion, style and technical features in every detail. The clean and essential lines are the result of experience acquired across all sectors from thousands of clients, and the meticulous work of our engineers and designers. The result is exceptional visibility for the driver.

Solid curves

Mudguards featuring an original design made from a high-resistance material, giving the machine distinctive character while also efficiently fulfilling their protective function. The large rearview mirrors are folding to facilitate access in tight spaces. By reaching just over two metres of maximum height in the FS LC version, this telehandler shows all of its flexibility.



Low Cab (only for FS Compact)

The FS Compact cab is available in two different heights, the standard one and the "Low Cab" one, a full 7.5 inch lower. With only 6 feet 9 inch at the highest point of the cab, this version is destined to become the ideal machine in many operational enterprises such as poultry farms, underground car

parks and in mining activities. The Low Cab version maintains the internal dimensions of the cab and the same level of operator comfort, without compromise.

FR Series: Precision and Manoeuvrability

“Technology that builds a better tomorrow”. It is not just a slogan, but it perfectly represents Faresin’s vision, which has been one of the reference points in the telehandler market for over 20 years. Increasingly better performing and at the pinnacle of technology, the Faresin telescopic handlers are designed to meet all the requirements of the end customer in terms of innovation, reliability and design.

- » 7 different models.
- » A lifting capacity of up to 15,432 lbs.
- » A maximum lifting height of up to 55 ft 9 in.



Powerful and reliable engines

The Faresin telehandlers are equipped with Yanmar (52 kW) and Deutz (55 to 100 kW) engines, guaranteeing excellent power and low fuel consumption, thus making the most of the torque level and maximizing efficiency and durability.

The longitudinal arrangement of the engine allows for prompt access in case of maintenance and lends optimal operational stability to the machine.



Engine hood

The longitudinally assembled engine gives greater stability and weight balance. Engine overheating is not something you need worry about thanks to the large radiating mass in the direction of travel and the hood designed to facilitate the outflow of air as much as possible.

You will be able to easily perform engine maintenance from the ground thanks to the quick opening of the hood and the exchanger intake grilles. The air filter is protected by both a dust ejector system and by a cyclone pre-filter.



Large radiant surface.




51.7 kW Yanmar engine, available in the 6.26 Small Range.

Clean and efficient

A reversible fan is optionally available, with an automatic and manual drive system, positioned inside the engine compartment, which keeps the large radiating surfaces clean even in working conditions and extreme temperatures.


The angle of inclination of the blades varies according to the operating temperature to ensure greater efficiency in terms of lower power absorption and lower consumption.

- » Reduced heat exchanger maintenance.
- » Exchanger efficiency guaranteed even in difficult operating conditions.



Controlled environmental impact

For Stage V engines, the exhaust gas after-treatment takes place with a DOC and DPF system. The 74.4 and 100 kW versions also feature an SCR system with AdBlue.



Air filter

The air filter is equipped with a dust ejector system and a cyclone pre-filter, which significantly reduce maintenance work, guaranteeing maximum efficiency of the diesel engine.



The diesel tank is equipped with a lockable cap, positioned in the lower part of the cab to guarantee excellent protection.



The AdBlue tank is protected by a plastic casing, located at the rear of the cab.

Transmissions: full control and reliability



Axles

- » 45% limited slip type differential on front axle.
- » OPEN type differential on rear axle.
- » Internal disk brakes in oil bath for longer life.
- » SAHR (Spring-Applied, Hydraulic-Release) emergency brakes and parking with hydraulic negative actuation.
- » Side leveling that ensures maximum lifting and safety capacity on all types of terrain. Heavy Duty and Big Range std.
- » Possibility of locking the rear axle to increase stability and bearing capacity on the wheels, optional on the Big Range.

Extraordinary strength

The configuration of the monoblock frame ensures a low barycentre, thus offering increased stability. Its modular structure offers the machine high-level resistance to torsion in all conditions.

- » Robust frame made in steel S355.
- » Fully welded by robotic systems to ensure the highest quality.
- » Durability even in the most extreme work conditions.



Hydrostatic transmission mechanical gearbox

Hydrostatic transmission with 2-speed mechanical gearbox for the Heavy Duty Range designed to reach 24.8 mph, having different speed ranges for all types of work and for the use of large buckets.

4 driving modes available:

- » DRIVE: Maximum transmission performance up to 24.8 mph.
- » ECO: Reduction of consumption in transfers up to 24.8 mph.
- » HANDLING: Speed limited to 9.3 mph.
- » CREEPER: Driving mode which allows the rpm of the diesel engine to be independent from the speed of the machine.

Single-speed hydrostatic transmission

The Small and Big Range ranges have a single-speed hydrostatic transmission which allows speeds of up to 18.6 mph.

The driving modes available are:

- » DRIVE: Maximum transmission performance.
- » ECO: Reduction of consumption on long journeys for the Heavy Duty and Big ranges.
- » HANDLING: Speed limited to 9.3 mph and smoother throttle response curve in the Heavy Duty and Big ranges.



Steering system adjustment.

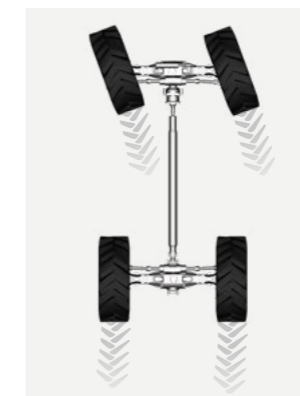
Continuously variable transmission

Created from the collaboration with Bosch Rexroth, VPS is the continuously variable electronic transmission with two hydrostatic motors coupled to an automatic HVTronic gearbox. The entire transmission system, with excellent driving performance, is managed by an electronic control unit which allows sensitive and extremely precise driving at any speed. Available for the Heavy Duty range.

4 driving modes available:

- » DRIVE: Maximum transmission power up to 24.8 mph.
- » ECO: Reduction of consumption for long journeys up to 24.8 mph.
- » HANDLING: Speed limit of 9.3 mph.
- » CREEPER: Driving mode which is used to separate the speed of the diesel engine from the speed of the machine.

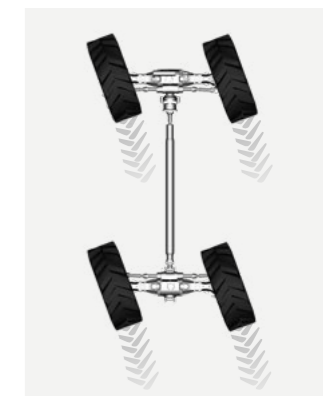
4-Driving wheels + 3 Steering systems



1. FRONT.



2. CONCENTRIC.



3. CRAB.

Intelligent hydraulics




The hydraulic system designed by Faresin allows for maximum performance in different uses starting from the standard versions up to the top of the range. The intelligent systems developed, allow a significant reduction in cycle times and consequent reduction in consumption and costs.

Inching mode

The Inching function integrated in the brake pedal, standard on the whole range, allows the management and control of the forward speed in the most delicate handling operations.



Brake pedal.



155° swing for the small range: at the top of its category.

Regenerating valve up hill

The Heavy Duty range in versions with LS system (in HLS configuration) uses regenerative system technology.

This technology regenerates the oil emerging from the lifting cylinder while the boom is rising, adding it to the oil in circulation in the pump. This process significantly reduces the boom lifting time in all operating conditions, especially at low diesel engine speeds and substantially reduces fuel consumption and cycle times (Tc) by up to 60% with respect to machines not equipped with this technology.



Lateral leveling control

The hydraulic leveling of the frame as standard in the Heavy Duty and Big Range range is used to correct the inclination by +/- 10°, thus making handling possible in complete safety even on sloping ground conditions.

The leveling control is fully proportional allowing adjustment of its speed and accuracy.



Lifting heights for each need

The telescopic boom made in steel S420 is hinged to the chassis in the low position. For maximum visibility during loading operations and better weight distribution. Models with one or more extensions allow to reach heights up to 55 feet 9 inch.

- » Reinforcement plates in the points most subject to stress.
- » Boom with up to 3 telescopic sections.
- » Durability even in the most extreme work conditions.
- » The boom suspension (optional) increases comfort and safety during road transfers with loads.

Extension drive system

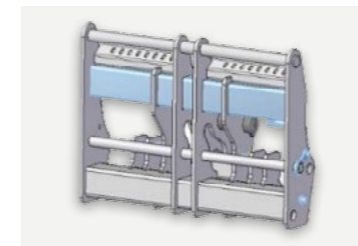
Two types available: a chain type for versions with 2 or more extensions and a piston type for the single extension version.

Centralised lubrication

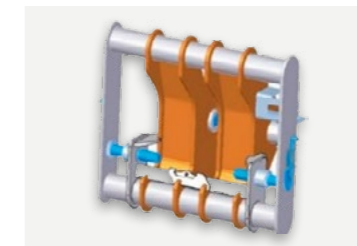
The centralised greasing system (optional) allows the main operating points to be lubricated every time the machine is switched on.

Easy maintenance

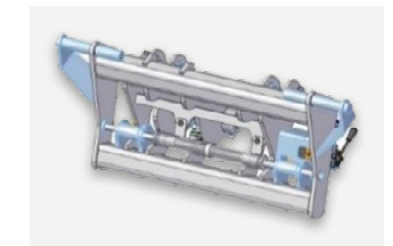
Routine maintenance on components is mandatory in order to maintain machine performance and reliability unaltered over time. The simplicity of execution and accessibility of components are synonymous with efficiency and savings.



Faresin Heavy Duty accessory holder



Faresin-type accessory holder



Euro type accessory holder

Queen cab: comfort, visibility and ergonomics



Ergonomics and visibility

The Queen Cab is designed to offer the best in ergonomics and visibility. The cab, ROPS, FOPS and ANSI certified, is equipped with an ergonomic seat with adjustable armrests and steering wheel to maximize operational efficiency. The new control panel allows everything to be kept under control while the new multi-function joystick ensures the millimetre precision of boom movements.

Ventilation system

An air conditioning, heating and ventilation system designed to work perfectly 365 days of the year. Easy regulation to find the right temperature for your working needs, in all conditions.



Adjustable steering column, via side lever.



Ergonomic seat with adjustable armrests, for maximum work efficiency.



Front window protection grille.



Everything under control

Dashboard with intuitive colour multifunction LCD display. The immediate viewing of all parameters allows the operator to identify operating needs in real time. The operator can rely on faster and more efficient service and maintenance management.

- » Immediate display of all parameters
- » All machine functions easy to consult
- » Integrated diagnostics



Electro-proportional hydraulic multi-function joystick available in versions HLS and VPSe.



Standard Electro-proportional Mechanical joystick for CLASSIC versions.

Ergonomic joystick

The multifunction joystick is operated intuitively and is used to control the machine with maximum comfort and in complete safety. Equipped with an ergonomic wrist rest and integrated FNR control, it allows precise loading and handling in all work conditions. In the HLS and VPSe versions, the electro-proportional hydraulic version is standard, which

allows three simultaneous movements coupled to the Load Sensing system. This joystick guarantees even smoother movements thanks to the variable displacement load sensing piston service pump (40.1 - 45.5 gal/min).



Air conditioning, heating and ventilation system, Standard in all configurations.



Control dashboard.



Anti-rollover system.


Full Electric



Faresin FULL ELECTRIC is a line-up launched in 2018 with the unveiling of the first fully electric telehandler. FULL ELECTRIC machines are technological jewels, designed and industrialized by Faresin Industries, that embody the concept of effective sustainability: respect for the environment that does not sacrifice profitability and performance.

- » 4 different models.
- » Battery life of up to 11 h for the Small Range.
- » Battery life of up to 8 h for the Big Range.

Total technological innovation



Silent and effective

The same performance as a conventional telescopic handler without the noise of a combustion engine.

Ideal for eco-friendly interventions

Ideal for rental service for jobs that require environmental impact assessment and sustainability.

Fields of use

The Faresin Full Electric telescopic handlers are suitable for any type of use where an internal combustion engine would be a major limitation. They can also be used for work in residential areas thanks to the moving vehicle warning signal.

- » Historical centers
- » Livestock
- » Cold Store
- » Recycling centers
- » Organic farming
- » Greenhouses
- » Logistics centers

Green value

A 60% reduction in operating costs, no maintenance required for the diesel engine, and compliance with noise and exhaust gas pollution standards. With its sustainable and silent power, it can operate freely on all urban sites and in all work areas previously excluded: closed places, environments with a high concentration of people, stations and airport areas, historical centres, greenhouses.

Zero Emissions

The zero CO2 emissions allow their use even in closed environments, such as warehouses, logistics areas, agricultural activities, improving the level of comfort and safety in the working environment. The reduced noise level allows it to operate in environments and workplaces, where the use of endothermic engines is not recommended.

The Full Electric telehandler can be used in any working condition thanks to its maneuverability and its 4-wheel steering with all-wheel drive.



		6.26	14.42	17.40	17.45
Lifting capacity	lbs	5,732	9,259	8,818	9,920
lifting height		19 ft 4 in	44 ft 7 in	53 ft 10 in	53 ft 10 in

Visibility and ergonomics



Cab and Electro-proportional Mechanical joystick as standard on 6.26 Small Range Full Electric.



Cab and electro-proportional hydraulic joystick as standard on Big Range Full Electric.



Everything under control

Dashboard with intuitive colour multifunction LCD display. The immediate viewing of all parameters allows the operator to identify operating needs in real time. The operator can rely on faster and more efficient service and maintenance management.

- » Intuitive multifunction colour LCD display
- » Immediate display of all the parameters
- » Information about the machine and diagnostic functions

Completely revamped cab

The new colour display guarantees an always optimal contrast for maximum readability of all the main indicators of the machine. The automotive-inspired push-button panel allows to navigate through the various menus intuitively and practically, even during handling operations.

Multifunction joysticks

The Full Electric telescopic handlers are fitted with a new Joystick, electro proportional for the Big Range series, which allows extremely precise movements thanks to the ergonomics of the controls.

Energy recovery

The Full Electric telescopic handlers feature a sophisticated system that recovers energy, converting it into electric charge. Energy recovery takes place when braking and releasing the accelerator and is activated automatically. The electric motors act like a generator by converting a large part of the machine's kinetic energy into electrical energy, which is stored in the battery, increasing its life. A truly intelligent system that avoids energy dissipation in the form of heat, using automatic battery recharging instead, and which translates into less wear on the machine's braking system.

Forward movement buzzer

To protect the safety of operators in the work areas, Faresin has equipped its electric telescopic handlers with a buzzer and an acoustic presence signal which emits a sound as the machine moves forward.

Ventilation system

It is possible to install air conditioning, to ensure maximum operator comfort even during hot summer days.



2 Full LED work lights as an option for both ranges, positioned in the upper part.



Seat with air suspension as an option for both ranges.



Air conditioning system.



Anti-rollover system.



Dashboard button panel, wider for the Big Range Full Electric models.



Steering system.

6.26 Full Electric MY 2023



Motor


To maximise performance and to reduce consumption while on the move, the 6.26 Full Electric telescopic handler is fitted with a 20 kW (S1) motor. Furthermore, an innovative motor temperature control system has been installed, which makes it possible to extend its useful life and reduce maintenance interventions. The motor dedicated to the hydraulics of the 18 kW boom (S3) guarantees the same performance in terms of lifting as its endothermic engine twin and extremely fluid movements.

Safety devices

In addition to the standard anti-rollover system, the 6.26 Full Electric features technologies that are specifically developed to make the machines safer and more efficient in all environmental conditions. The autonomy of the batteries, in fact, presents as a key factor the operating temperature which must be kept constant on certain reference values. For this reason, the machines are fitted as standard with a battery thermal management system to prevent overheating or drops in power due to frost thereby preserving battery life.




Battery monitoring system, positioned in its front part.



Charging station power socket, integrated on the 6.26 Full Electric.



Manual battery switch, located on the front of the machine.



80 V lithium battery pack available with a power of 315, 420 o 560 Ah.

3 different batteries

Faresin has worked hard to equip the 2023 version with better performing batteries, also suitable for intensive work. The 80 V battery pack, completely renewed and with an improved energy density, can have three different capacities:

- » 24 kW/h (315 Ah) with battery life up to 6 hours
- » 32 kW/h (420 Ah) with battery life up to 8 hours
- » 43 kW/h (560 Ah) with battery life up to 11 hours



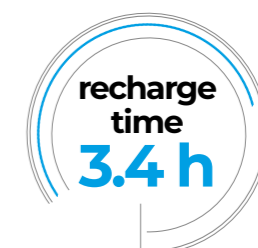
Ready for quick charging attachment.

Charging systems

The 6.26 Full Electric MY 2023 can be configured with as many as four charging systems available, depending on the frequency of use and the intensity of the work cycles. This extensive range of battery chargers makes it possible to satisfy the needs of all customers from all over the world, who may therefore have different input voltages, offering the same final charging capacity.

The types of recharge are (with reference to the 315 Ah battery):

- » Standard single-phase on-board charger (supplied as standard) completely redesigned and with recharging times halved compared to the 2018 version.
- » Three-phase external battery charger that charges the battery in just over 3 hours.
- » Three-phase FAST external battery charger, for extremely rapid recharges in just over an hour.
- » FAST on-board battery charger for fast recharges, in just over two hours, with the convenience of not using an external support, and which can take advantage of both single-phase and three-phase interfaces.



14.42 - 17.40 - 17.45 Big Range Full Electric


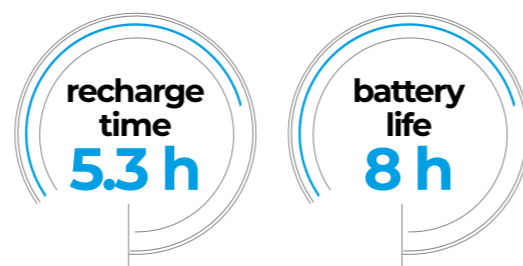


Battery and charging

The heart is a brand new 45 kWh high-voltage lithium-ion battery pack that allows for up to 8 hours of autonomy. An 11 kW on-board charger was installed for recharging, which allows the electric telescopic handler to be charged with alternating current in approximately 5.3 hours.

Furthermore, thanks to a system called Universal Charge, automotive-inspired, it is possible to recharge the batteries with absolute flexibility, thanks to a single plug-in interface for 230V single-phase and 400V three-phase power supplies as well as for public and private rapid

charging stations. A system that definitively overcomes the problem of the asymmetrical availability of different power supply systems in electrified construction site vehicles.



Safety devices

The high voltage batteries have been designed to guarantee an adequate level of safety in all work conditions. To further preserve the safety of operators in emergency situations, Faresin has installed a voltage dispersion control system that is automatically activated in the event of danger.

Furthermore, a device has been fitted which is used to isolate the battery during service interventions to work with absolute peace of mind.



435 V lithium battery pack available with a power of 105 Ah.

Engines

The new Big Range Full Electric series is equipped with a 51 kW electric engine dedicated to the transmission, which ensures performance that is absolutely comparable to that obtained with endothermic engines.

The power is supplied as required thanks to a made-in-Faresin process which avoids wasting energy in favour of the duration of the charge. Thanks to these characteristics, the engine is able to reach a maximum speed of 15.5 mph and to record a peak traction force of 44.3kN.

For the services, a 23 kW electric engine was assembled which allows the long boom, consisting of three retracting sections, to be moved with extremely fluid and precise movements.

Liquid cooling prevents both the engines from overheating.



Battery compartment with monitoring system.



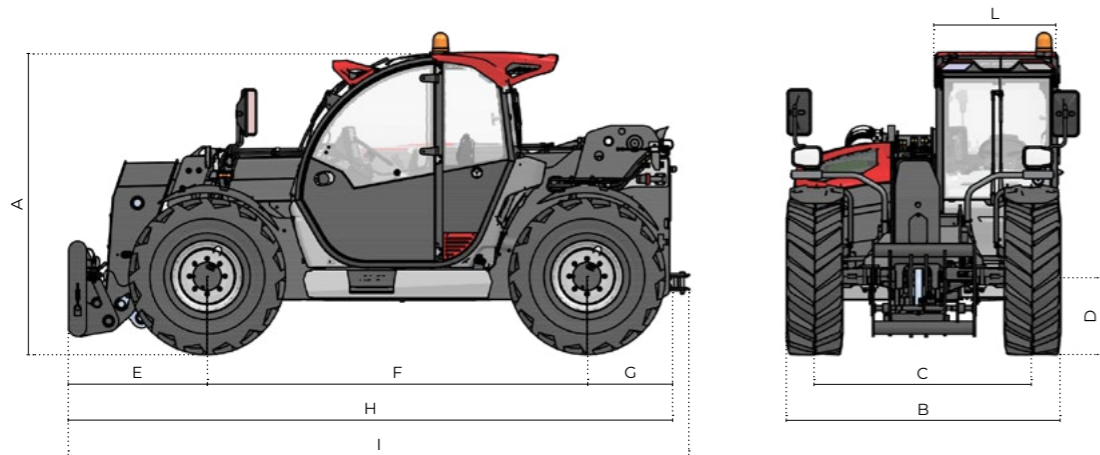
Universal Charge.

Technical specifications



FS and FR Series technical specifications

Models		6.26	7.32C	9.32C	7.40	7.45	8.40	10.40	9.60	9.70	10.65	14.42	17.40	17.45
Dimensions														
[A] Height		6 ft 4 in	7 ft 5 in	7 ft 5 in	8 ft 0.4 in	8 ft 0.4 in	8 ft 0.4 in	8 ft 0.4 in	8 ft 4 in	8 ft 4 in	8 ft 4 in	8 ft 2 in	8 ft 2 in	8 ft 5 in
[B] Width		6 ft 2 in	6 ft 11 in	6 ft 11 in	7 ft 7 in	7 ft 7 in	7 ft 7 in	7 ft 7 in	7 ft 8 in	7 ft 8 in	7 ft 8 in	7 ft 8 in	7 ft 8 in	7 ft 9 in
[C] Track		5 ft 1 in	5 ft 8 in	5 ft 8 in	6 ft 1 in	6 ft 1 in	6 ft 1 in	6 ft 1 in	6 ft 0.4 in	6 ft 0.4 in	6 ft 0.4 in	6 ft 1 in	6 ft 1 in	6 ft 0.1 in
[D] Ground clearance		9 in	13 in	13 in	14 in	14 in	14 in	14 in	16 in	16 in	16 in	11 in	11 in	13 in
[E] Front overhang		3 ft 3 in	3 ft 6 in	3 ft 6 in	3 ft 4 in	3 ft 4 in	4 ft 9 in	5 ft 0.2 in	4 ft 6 in	4 ft 6 in	5 ft 6 in	7 ft 2 in	7 ft 8 in	7 ft 8 in
[F] Pitch		8 ft 3 in	9 ft 8 in	9 ft 8 in	9 ft 8 in	9 ft 8 in	9 ft 8 in	9 ft 8 in	9 ft 8 in	9 ft 8 in	9 ft 8 in	9 ft 8 in	9 ft 8 in	9 ft 8 in
[G] Rear overhang		20 in	25 in	25 in	31 in	31 in	31 in	31 in	50 in	50 in	50 in	49 in	49 in	49 in
[H] Length without tow hook		13 ft 3 in	15 ft 4 in	15 ft 4 in	15 ft 7 in	15 ft 7 in	17 ft 0.3 in	17 ft 4 in	18 ft 3 in	18 ft 3 in	19 ft 3 in	20 ft 11 in	21 ft 5 in	21 ft 5 in
[I] Length with tow hook		-	15 ft 10 in	15 ft 10 in	16 ft 2 in	16 ft 2 in	17 ft 7 in	17 ft 10 in	18 ft 6 in	18 ft 6 in	19 ft 5 in	-	-	-
[L] Cab width		38 in	38 in	38 in	38 in	38 in	38 in	38 in	38 in	38 in	38 in	38 in	38 in	38 in
Width with stabilizers		-	-	-	-	-	-	-	-	-	-	11 ft 3 in	11 ft 3 in	11 ft 3 in
Height model lc (low cab)		-	6 ft 9 in	6 ft 9 in	-	-	-	-	-	-	-	-	-	-
Loading system														
Lifting capacity	lbs	5,732	7,054	7,054	8,818	9,920	8,818	8,818	13,227	15,432	14,330	9,259	8,818	9,920
Lifting height		19 ft 4 in	23 ft 3 in	29 ft 6 in	23 ft 3 in	23 ft 3 in	26 ft 3 in	32 ft 2 in	28 ft 10 in	28 ft 10 in	31 ft 2 in	44 ft 7 in	53 ft 10 in	53 ft 10 in
Max horizontal boom extension		10 ft 6 in	11 ft 10 in	19 ft 4 in	11 ft 10 in	11 ft 10 in	14 ft 9 in	21 ft 4 in	15 ft 7 in	15 ft 7 in	17 ft 8 in	31 ft 12 in	41 ft 4 in	41 ft 4 in
Boom extension at max height		12 in	12 in	4 ft 3 in	8 in	8 in	18 in	3 ft 11 in	8 in	8 in	18 in	5 ft 3 in	8 ft 2 in	8 ft 2 in
Number of extracting sections	n.	1	1	2	1	1	1	2	1	1	1	2	3	3
Swinging Angle	°	155	155	155	144	144	144	144	149	149	149	144	144	144
Tank capacity														
Fuel tank	gal	18.5	31.7	31.7	31.7	31.7	31.7	31.7	31.7	31.7	31.7	31.7	31.7	31.7
Adblue tank	gal	-	2.6	2.6	2.6	2.6	2.6	2.6	2.6	2.6	2.6	2.6	2.6	2.6
Hydraulic oil tank	gal	21.1	23.8	23.8	31.7	31.7	31.7	31.7	39.6	39.6	39.6	39.6	39.6	39.6
Fuel tank model lc (low cab)	gal	-	29.1	29.1	-	-	-	-	-	-	-	-	-	-
Connection equipment														
Fh		●	●	●	●	●	●	●	-	-	-	●	●	●
FH Heavy		-	-	-	-	-	-	-	●	●	●	-	-	-
Euro		○	○	○	-	-	-	-	-	-	-	-	-	-
Other														
Telematics farmatics		○	○	○	○	○	○	○	○	○	○	○	○	○
Frame lateral levelling 10°		-	-	-	-	-	-	-	●	●	●	●	●	●
Front stabilizers		-	-	-	-	-	-	-	-	-	-	●	●	●
Rear axle swing block		-	-	-	-	-	-	-	-	-	-	○	○	○
Bucket mode		●	●	●	●	●	●	●	●	●	●	●	●	●



Models		6.26	7.32C	9.32C	7.40	7.45	8.40	10.40	9.60	9.70	10.65	14.42	17.40	17.45
Maximum unladen weight														
Classic 52	lbs	10,362	-	-	-	-	-	-	-	-	-	-	-	-
Classic 55	lbs	-	13,999	14,881	17,130	18,453	19,004	-	-	-	-	24,251	25,706	26,632
Classic 74	lbs	-	-	-	-	-	-	-	22,928	23,589	24,361	24,493	26,037	26,786
Classic 75	lbs	-	14,110	14,991	17,350	18,673	19,224	-	-	-	-	-	-	-
HLS 74	lbs	-	-	-	-	-	-	-	23,669	24,030	24,692	-	-	-
VPSe 100	lbs	-	-	-	-	-	-	-	23,670	24,251	24,802	-	-	-
Dynamic 85	lbs	-	14,110	15,213	17,350	18,673	19,224	-	-	-	-	-	-	-
Performance 85	lbs	-	14,440	15,432	17,350	18,673	19,224	-	-	-	-	-	-	-
Excellence 85	lbs	-	14,550	15,432	17,461	18,783	19,334	-	-	-	-	-	-	-
Excellence HVTronic 100	lbs	-	-	-	-	-	-	-	-	-	-	-	-	-

Models		6.26	7.32C	9.32C	7.40	7.45	8.40	10.40	9.60	9.70	10.65	14.42	17.40	17.45
Drawbar pull														
Classic 52	daN	3,530	-	-	-	-	-	-	-	-	-	-	-	-
Classic 55	daN	-	4,330	4,330	5,800	5,800	5,800	5,800	-	-	-	5,000	5,000	5,000
Classic 74	daN	-	-	-	-	-	-	-	8,500	8,500	8,500	5,000	5,000	5,000
Classic 75	daN	-	4,330	4,330	5,800	5,800	5,800	5,800	-	-	-	-	-	-
HLS 74	daN	-	-	-	-	-	-	-	9,000	9,000	9,000	-	-	-
VPSe 100	daN	-	-	-	-	-	-	-	10,400	10,400	10,400	-	-	-
Dynamic 85	daN	-	4,330	4,330	5,800	5,800	5,800	5,800	-	-	-	-	-	-
Performance 85	daN	-	7,000	7,000	6,780	6,780	6,780	6,780	-	-	-	-	-	-
Excellence 85	daN	-	7,000	7,000	6,780	6,780	6,780	6,780	-	-	-	-	-	-
Excellence HVTronic 100	daN	-	-	-	10,000	10,000	10,000	10,000	-	-	-	-	-	-

Models		6.26	7.32C	9.32C	7.40	7.45	8.40	10.40	9.60	9.70	10.65	14.42	17.40	17.45
Tyres														
Turning radius		10 ft 8 in	12 ft 5 in	12 ft 5 in	13 ft 7 in	13 ft 7 in	13 ft 7 in	13 ft 7 in	14 ft 9 in	14 ft 9 in	14 ft 9 in	13 ft 9 in	13 ft 9 in	13 ft 9 in
400/70 - 20"		-	●	●	●	●	●	●	-	-	-	-	-	-
400/70 - 24"		-	○*	○*	○*	○*	○*	○*	-	-	-	-	-	-
460/70-R24" LIFT PRO OFFSET +29		-	○	○	○	○	○	○	-	-	-	-	-	-
460/70-R24" XMCL OFFSET +29		-	○	○	○	○	○	○	-	-	-	-	-	-
18 - 19.5 MPT-06 OFFSET +40		-	○	○	○	○	○	○	-	-	-	-	-	-
16" OFFSET -10		●	-	-	-	-	-	-	-	-	-	-	-	-
16.5" OFFSET -10 GREY NO MARKING		○	-	-	-	-	-	-	-	-	-	-	-	-
12.5-18LT MPT-01 OFFSET -10		○	-	-	-	-	-	-	-	-	-	-	-	-
435/50 R19.5 8 FORI OFFSET 0 TRATT		○	-	-	-	-	-	-	-	-	-	-	-	-
16" OFFSET -10 SK-05 MITAS		○	-	-	-	-	-	-	-	-	-	-	-	-
16" OFFSET -10 PIENE		○	-	-	-	-	-	-	-	-	-	-	-	-
12-16.5" BKT SURE TRAX HD ET -10.		○	-	-	-	-	-	-	-	-	-	-	-	-
MICHELIN 340/80 R18 OFFSET-10		○	-	-	-	-	-	-	-	-	-	-	-	-
DA NEVE 340/80 R 18 OFFSET-10		○	-	-	-	-	-	-	-	-	-	-	-	-
435/50 R19.5 8 FORI OFFSET 0 TAPP.		○	-	-	-	-	-	-	-	-	-	-	-	-
13.0/65 -18		○	-	-	-	-	-	-	-	-	-	-	-	-
12.8/80 - 18 AUT410 OFFSET -10		○	-	-	-	-	-	-	-	-	-	-	-	-
445/65-R22 OFFSET+40		-	-	-	-	-	-	-	●	●	●	-	-	-
18-22.5 MPT06 OFFSET +40		-	-	-	-	-	-	-	○	○	○	-	-	-
400/70-20 MPT01 PR14 OFF+35		-	-	-	-	-	-	-	-	-	-	●	●	●
400/70-24 OFFSET +29		-	-	-	-	-	-	-	-	-	-	○	○	○
400/70 - 24" OFFSET +29 NO MARK.		-	-	-	-	-	-	-	-	-	-	○	○	○
445/65 R22.5 OFFSET +50		-	-	-	-	-	-	-	-	-	-	○	○	○

● Standard ○ Optional - Not available

* Standard for the Performance, Excellence and Excellence HVTronic configurations.

FR Series Configurations

FR Series Configurations	Classic 52	Classic 55	Classic 74	HLS 74	VPSe 100
Model					
Small Range 6.26	●	-	-	-	-
FS Compact 7.32C 9.32C	-	● <small>SERIE FS</small>	-	-	-
FS Middle 7.40 7.45 8.40 10.40	-	● <small>SERIE FS</small>	-	-	-
Heavy Duty Range 9.60 9.70 10.65	-	-	●	●	●
Big Range 14.42 17.40 17.45	-	●	●	-	-
Engine					
Yanmar 51,7/69,3	● <small>STAGE V kW/hp</small>	-	-	-	-
Deutz 55,4/75	-	● <small>STAGE V kW/hp</small>	-	-	-
Deutz 74/101	-	-	● <small>STAGE V kW/hp</small>	●	-
Deutz 85/115	-	-	-	-	-
Deutz 100/136	-	-	-	-	● <small>STAGE V kW/hp</small>
Engine water preheating	○	○	○	○	○
Post-treatment system	DOC/DPF	DOC/DPF	DOC/DPF + SCR	DOC/DPF + SCR	DOC/DPF + SCR
Radiator fan	Mechanical	Mechanical	Mechanical	Mechanical	Mechanical
Hydraulics					
Pump type	Gears	Gears	Gears	LS piston	LS piston
Hydraulic flow-rate	gal/psi 21.1/3,335	31.7/3,335	31.7/3,335	40.1/3,625	47.5/3,625
Flow sharing distributor	-	-	-	●	●
Electro-proportional joystick	Mechanical	Mechanical	Mechanical	Hydraulic	Hydraulic
Quick release	○	○	○	○	●
Boom suspension	○	○	○	○	○
Floating boom	○	○	○	○	○
Lifting valve	-	-	-	Ecofast	Ecofast
Regenerating valve up hill	-	-	-	● (Heavy Duty Range)	● (Heavy Duty Range)
Manual 6-way diverter valve	○	○	○	○	○
Constant front flow	○	○	○	○	○
Creeper	○	○	○	●	●
Boom Electric Socket (PEB)	○	○	○	○	○
Boom function					
Height limiter	-	-	-	-	-
Electronic boom speed control	-	-	-	○	○
Autoretract	-	-	-	-	-
Controlled boom retraction	-	-	-	-	-
Bucket shaking	-	-	-	-	-
Transmission					
Hydrostatic single gear 15.5 mph	-	●	-	-	-
Hydrostatic single gear 18.6 mph	●	-	● (Big Range)	-	-
Hydrostatic two mechanical gears 24.9 mph	-	-	● (Heavy Duty Range)	●	-
Hydrostatic continuous variation 24.9 mph	-	-	-	-	●
Axles					
45% limited slip self-locking differential front axles	●	●	●	●	●
Open type differential rear axles	●	●	●	●	●
100% differential lock rear axles	-	-	-	-	-
Brakes					
Service brake	Multi-disc in oil bath				
Parking brake	Multi-disc in oil bath with negative drive type SAHR				
Pneumatic / hydraulic trailer brake	○	○	○	○	○
Lights					
Front lights	●	●	●	●	●
Rear lights	●	●	●	●	●
Front and rear work lights	○	○	○	○	○
Boom work lights	○	○	○	○	○
Step courtesy light	-	-	-	-	-
Rear trailer lights socket	○	○	○	●	●
Cabin					
Cabin	Standard	Standard	Standard	Standard	Standard
Protection grille for windscreen	○	○	○	○	○
Colour display	" 3,5	3,5	3,5	3,5	3,5
Start and stop system (IAS)	-	○	○	○	○
Internal rear-view mirror	-	-	-	-	-
Air conditioning	○	○	○	○	●
Other					
Tow hook	○	○	○	●	●

FS Series Configurations

FS Series Configurations	Classic 55	Classic 75	Dynamic 85	Performance 85	Excellence 85	Excellence HVTronic 100
model						
Small Range 6.26	-	-	-	-	-	-
FS Compact 7.32C 9.32C	●	●	●	●	●	-
FS Middle 7.40 7.45 8.40 10.40	●	●	●	●	●	●
Heavy Duty Range 9.60 9.70 10.65	-	● <small>SERIE FR</small>	-	-	-	-
Big Range 14.42 17.40 17.45	● <small>SERIE FR</small>	● <small>SERIE FR</small>	-	-	-	-
Engine						
Yanmar 51,7/69,3	-	-	-	-	-	-
Deutz 55,4/75	● <small>STAGE V kW/hp</small>	-	-	-	-	-
Deutz 75/102	-	● <small>STAGE V kW/hp</small>	-	-	-	-
Deutz 85/115	-	-	● <small>STAGE V kW/hp</small>	●	●	-
Deutz 100/136	-	-	-	-	○	● <small>STAGE V kW/hp</small>
Engine water preheating	○	○	○	○	○	○
Post-treatment system	DOC/DPF	DOC/DPF + SCR	DOC/DPF + SCR	DOC/DPF + SCR	DOC/DPF + SCR	DOC/DPF + SCR
Radiator fan	Proportional	Proportional	Proportional	Proportional + Reversible	Proportional + Reversible	Proportional + Reversible
Hydraulics						
Pump type	Gears	Gears	Gears	LS piston	LS piston	LS piston
Hydraulic flow-rate	gal/psi 26.4/3,625	26.4/3,625	31.7/3,625	39.6/3,625	44.9/3,625	44.9/3,625
Flow sharing distributor	●	●	●	●	●	●
Electro-proportional joystick	Hydraulic	Hydraulic	Hydraulic	Hydraulic	CAN-BUS	CAN-BUS
Quick release	○	○	○	○	●	●
Boom suspension	○	○	○	○	○	○
Floating boom	○	○	○	○	●	●
Lifting valve	-	-	-	Ecofast	Ecofast-E	Ecofast-E
Regenerating valve up hill	-	-	-	-	●	●
Manual 6-way diverter valve	○	○	○	○	●	●
Constant front flow	●	●	●	●	●	●
Creeper	●	●	●	●	●	●
Boom Electric Socket (PEB)	○	○	○	○	○	○
Boom function						
Height limiter	-	-	-	-	●	●
Electronic boom speed control	Full BSC	Full BSC	Full BSC	Full BSC	Full + Single BSC	Full + Single BSC
Autoretract	-	-	-	-	●	●
Controlled boom retraction	●	●	●	●	●	●
Bucket shaking	-	-	-	-	●	●
Transmission						
Hydrostatic single gear 15.5 mph	● (FS Middle)	-	-	-	-	-
Hydrostatic single gear 18.6 mph	●	●	●	-	-	-
Hydrostatic two mechanical gears 24.9 mph	-	-	-	●	●	-
Hydrostatic continuous variation 24.9 mph	-	-	-	-	-	●
Axles						
45% limited slip self-locking differential front axles	●	●	●	●	●	●
Open type differential rear axles	●	●	●	●	●	●
100% differential lock rear axles	-	-	-	● (FS Compact)	● (FS Compact)	-
Brakes						
Service brake	Multi-disc in oil bath					
Parking brake	Multi-disc in oil bath with negative drive type SAHR					
Pneumatic / hydraulic trailer brake	-	-	○	○	○	○
Lights						
LED front lights	○	○	○	○	●	●
LED rear lights	●	●	●	●	●	●
LED front and rear work lights	○	○	○	●	●	●
LED boom work lights	○	○	○	○	○	○
Step courtesy light	○	○	○	●	●	●
Trailer lights rear socket	○	○	●	●	●	●
Cabin						
Cabin	Standard	Standard	Standard	Standard	Comfort Plus	Comfort Plus
Protection grille for windscreen	○	○	○	○	○	○
Touch colour display	" 5	5	5	5	7	7
Start and stop system	●	●	●	●	●	●
Internal rear-view mirror	○	○	○	●	●	●
Air conditioning	○	○	○	○	●	●
Other						
Tow hook	○	○	●	●	●	●

Full Electric technical specifications

Models	6.26	14.42	17.40	17.45
Dimensions				
[A] Height	6 ft 4 in	8 ft 2 in	8 ft 2 in	8 ft 5 in
[B] Width	6 ft 2 in	7 ft 8 in	7 ft 8 in	7 ft 9 in
[C] Track	5 ft 1 in	6 ft 1 in	6 ft 1 in	6 ft 1 in
[D] Ground clearance	9 in	11 in	11 in	13 in
[E] Front overhang	3 ft 3 in	7 ft 2 in	7 ft 8 in	7 ft 8 in
[F] Pitch	8 ft 3 in	9 ft 8 in	9 ft 8 in	9 ft 8 in
[G] Rear overhang	1 ft 8 in	4 ft 1 in	4 ft 1 in	4 ft 1 in
[H] Length without tow hook	13 ft 3 in	20 ft 11 in	21 ft 5 in	21 ft 5 in
[I] Cab width	3 ft 2 in	3 ft 2 in	3 ft 2 in	3 ft 2 in
Width with stabilizers	-	11 ft 3 in	11 ft 3 in	11 ft 3 in
Loading system				
Lifting capacity	lbs 5,732	9,259	8,818	9,920
Lifting height	19 ft 4 in	44 ft 7 in	53 ft 10 in	53 ft 10 in
Max horizontal boom extension	10 ft 6 in	31 ft 12 in	41 ft 4 in	41 ft 4 in
Boom extension at max height	12 in	5 ft 3 in	8 ft 2 in	8 ft 2 in
Number of extracting sections	n. 1	2	3	3
Swinging Angle	° 155	144	144	144
Tank capacity				
Adblue tank	gal -	-	-	-
Hydraulic oil tank	gal 18.5	39.6	39.6	39.6
Connection equipment				
FH	●	●	●	●
Euro	○	○	○	○
Weights				
Maximum unladen weight	lbs 10,582	25,022	25,573	27,116
Other				
Frame lateral levelling 10°	-	●	●	●
Front Stabilizers	-	●	●	●
Rear axle swing block	-	○	○	○
Fixed tow hook up to 12 ton	○	○	○	○
Bucket mode	●	●	●	●

Batteries *	105	315	420	560
Models				
Small Range 6.26 Full electric	-	●	○	○
Big Range 14.42 17.40 17.45 Full electric	●	-	-	-
Performance				
Rated energy	kW/h 45	24	32	43
Rated voltage	V 435	80	80	80
Capacity	Ah 105	315	420	560
Autonomy				
Autonomy standard cycle intensive (eco mode)	3 h 30 m	3 h	4 h	6 h
Autonomy standard cycle not intensive (eco mode)	8 h	6 h	8 h	11 h

Chargers *	105	315	420	560
Standard				
Average 0-100% charging time - On-board single-phase 3.6 kW 16 A AC charger	-	8 h 15 m	11 h 40 m	14 h 50 m
Average 0-100% charging time - Single-phase 7.4 kW 32 A - 230 V AC wallbox	8 h	-	-	-
Average 0-100% charging time - Three-phase 11 kW 32 A - 400 V AC wallbox	5 h 30 m	-	-	-
Options				
Average 0-100% charging time - External three-phase 7.2 kW 18 A charger	-	4 h 50 m	6 h 20 m	8 h
Average 0-100% charging time - Single-phase 7.4 kW 32 A - 230 V AC wallbox	8 h	-	-	-
Average 0-100% charging time - External three-phase 43 A AC fast charger	-	2 h	2 h 45 m	3 h 40 m
Average 0-100% charging time - Three-phase 22 kW 32 A - 400 V AC wallbox	3 h 30 m	-	-	-
Average 0-100% charging time - On-board 6.4 kW 16 A AC fast charger	-	3 h 20 m	4 h 30 m	5 h 40 m
Average 0-100% charging time - 50 kW DC Charging station	2 h 30 m	-	-	-

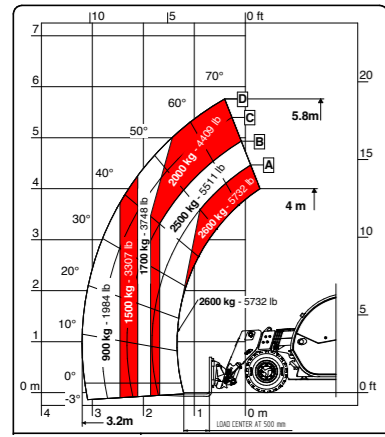
* The values given may vary, even significantly, due to environmental conditions, the mode of use and the charging system. They may also be affected by other non-predictable or non-measurable factors.

Full Electric configuration	6.26	14.42	17.40	17.45
Engine				
Transmission	kW 30 (S2)	51 (S1)	51 (S1)	51 (S1)
Hydraulic services	kW 18 (S3)	23 (S1)	23 (S1)	23 (S1)
Hydraulics				
Pump type	Gears	Gears	Gears	Gears
Hydraulic flow-rate	gal/psi 21.1/3,335	31.7/3,625	31.7/3,625	31.7/3,625
Flow sharing distributor	-	●	●	●
Distributor	Mechanical proportional	Hydraulic proportional	Hydraulic proportional	Hydraulic proportional
Hydraulic quick release with manual 6way diverter	○	○	○	○
Boom suspension	○	○	○	○
Floating boom	○	○	○	○
Manual 6-way diverter valve	○	○	○	○
Constant front flow	○	○	○	○
Boom Electric Socket (PEB)	○	○	○	○
Boom double hydraulic jack (only available with PEB)	○	-	-	-
Transmission				
Electric 7.5 mph	●	-	-	-
Electric two mechanical gears 6.2 - 15.5 mph	-	●	●	●
Axles				
45% limited slip self-locking differential front axles	●	●	●	●
Swing lock rear axles	-	○	○	○
Open type differential rear axles	●	●	●	●
Brakes				
Service brake	Multi-disc in oil bath			
Parking brake	Multi-disc in oil bath with negative drive type SAHR			
Pneumatic / hydraulic trailer brake	○	○	○	○
Lights				
LED front and rear work lights	○	○	○	○
LED boom work lights	○	○	○	○
Trailer lights rear socket	○	○	○	○
Cabin				
Cabin	Standard	Standard	Standard	Standard
Radio presetting	○	○	○	○
Protection grille for windscreen	○	○	○	○
Rear mirror	○	○	○	○
Special features				
Air conditioning	○	○	○	○
Forward buzzer avas	○	○	○	○
Telematics Farmatics FULL (2-5 years)	○	○	○	○

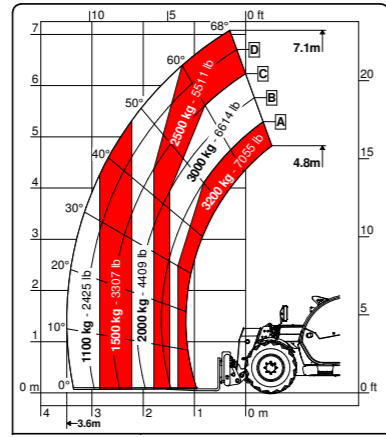
Models	6.26	14.42	17.40	17.45
Tyres				
Turning radius	10 ft 8 in	13 ft 9 in	13 ft 9 in	13 ft 9 in
16" OFFSET -10 WHITE	●	-	-	-
16.5" OFFSET -10 NM WHITE	○	-	-	-
12.5-18LT MPT-01 OFFSET -10	○	-	-	-
435/50 R19.5 RICOPERTE TRATTRICI	○	-	-	-
DA NEVE 340/80 R18 OFFSET-10	○	-	-	-
16" OFFSET -10 PIENE	○	-	-	-
13.0/65 -18	○	-	-	-
12-16.5" BKT SURE TRAX HD ET -10 CERCHIO BIANCO	○	-	-	-
400/70 - 20" OFFSET +35 MPT01	-	●	●	-
400/70 - 24" OFFSET +29 4L R1	-	○	○	-
445/65 - 22.5" OFFSET +50 AGP23	-	○	○	●
400/70 - 24" ET +29 NO MARKING MPT753	-	○	○	○

● Standard ○ Optional - Not available

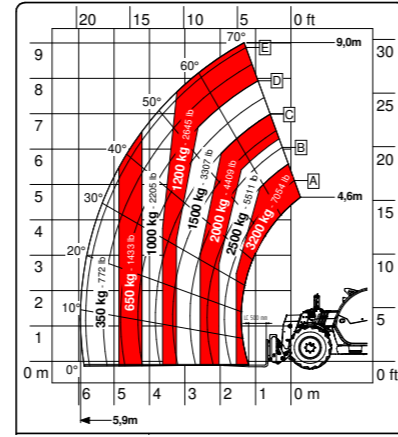
Load charts



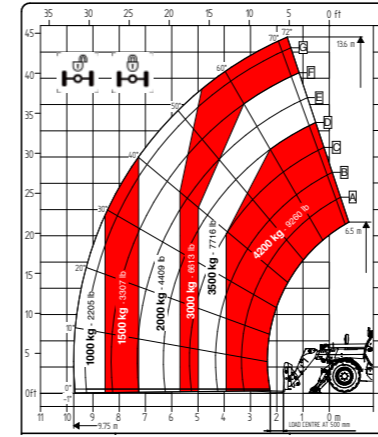
6.26



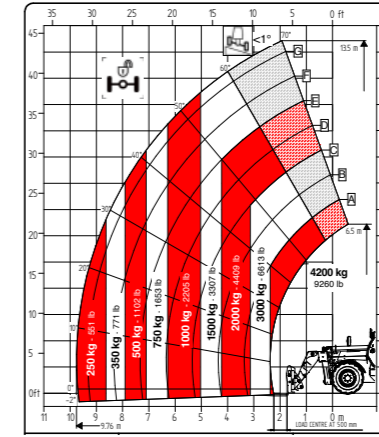
7.32C



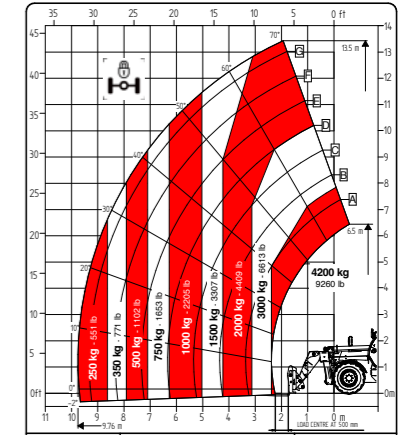
9.32C



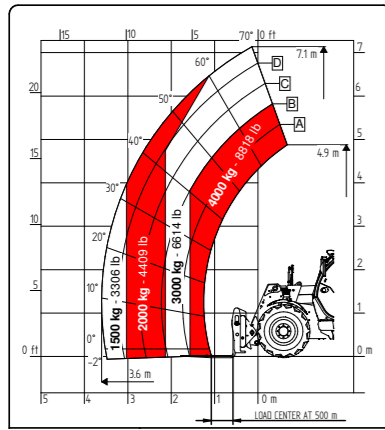
14.42



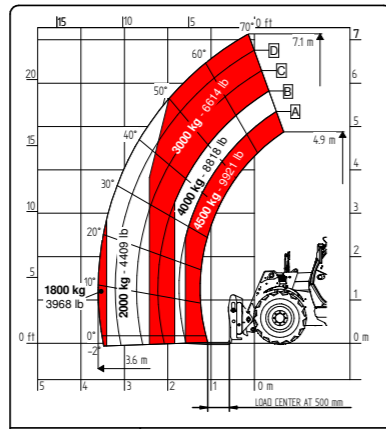
14.42



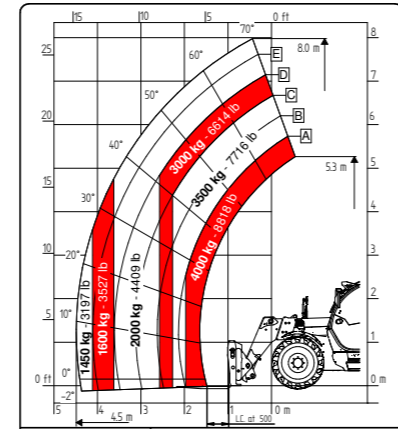
14.42



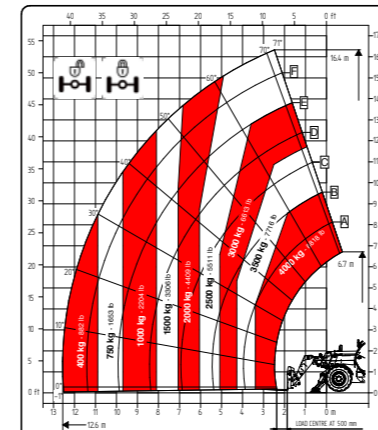
7.40



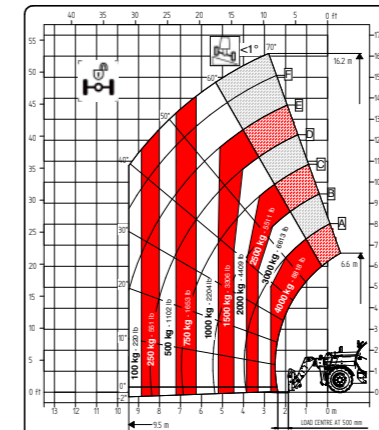
7.45



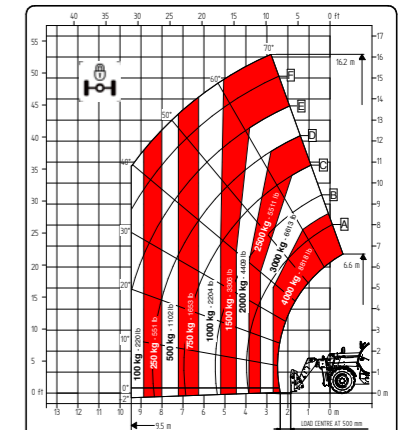
8.40



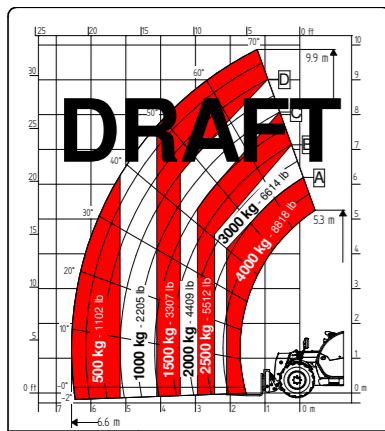
17.40



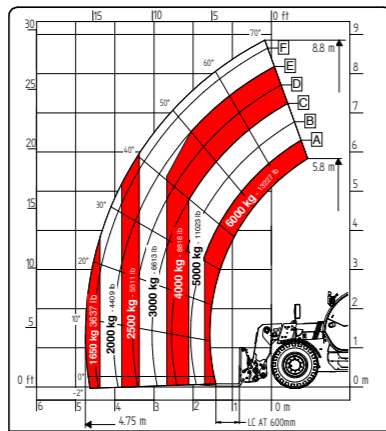
17.40



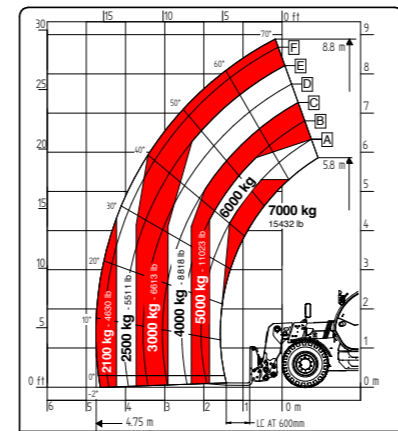
17.40



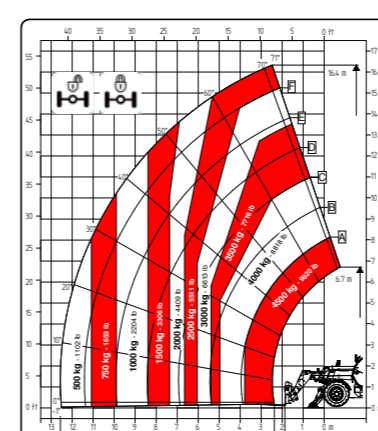
10.40



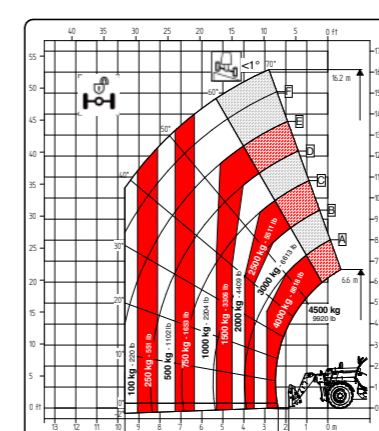
9.60



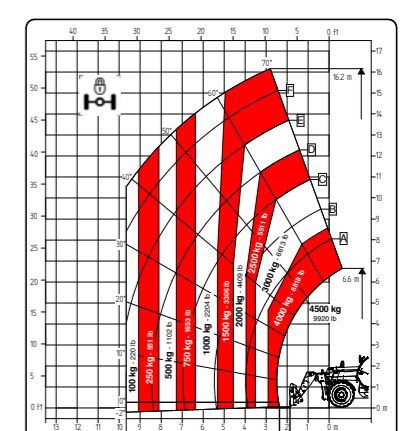
9.70



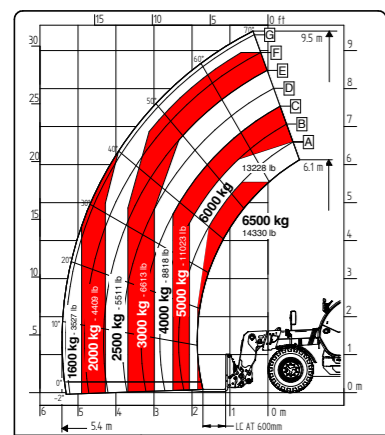
17.45



17.45



17.45



10.65

The load charts are also valid for the Full Electric versions.

Accessories



MANURE FORK WITH GRAB



MANURE FORK WITHOUT GRAB



ROUND BALE GRAB LOG GRAB



FORK WITH 2 PIVOTING NEEDLES



FORK WITH 3 PIVOTING NEEDLES



BUCKET WITH GRAB



PALLET FORKS




MULTI BALES GRAB




SILAGE CUTTER



LOG GRAB

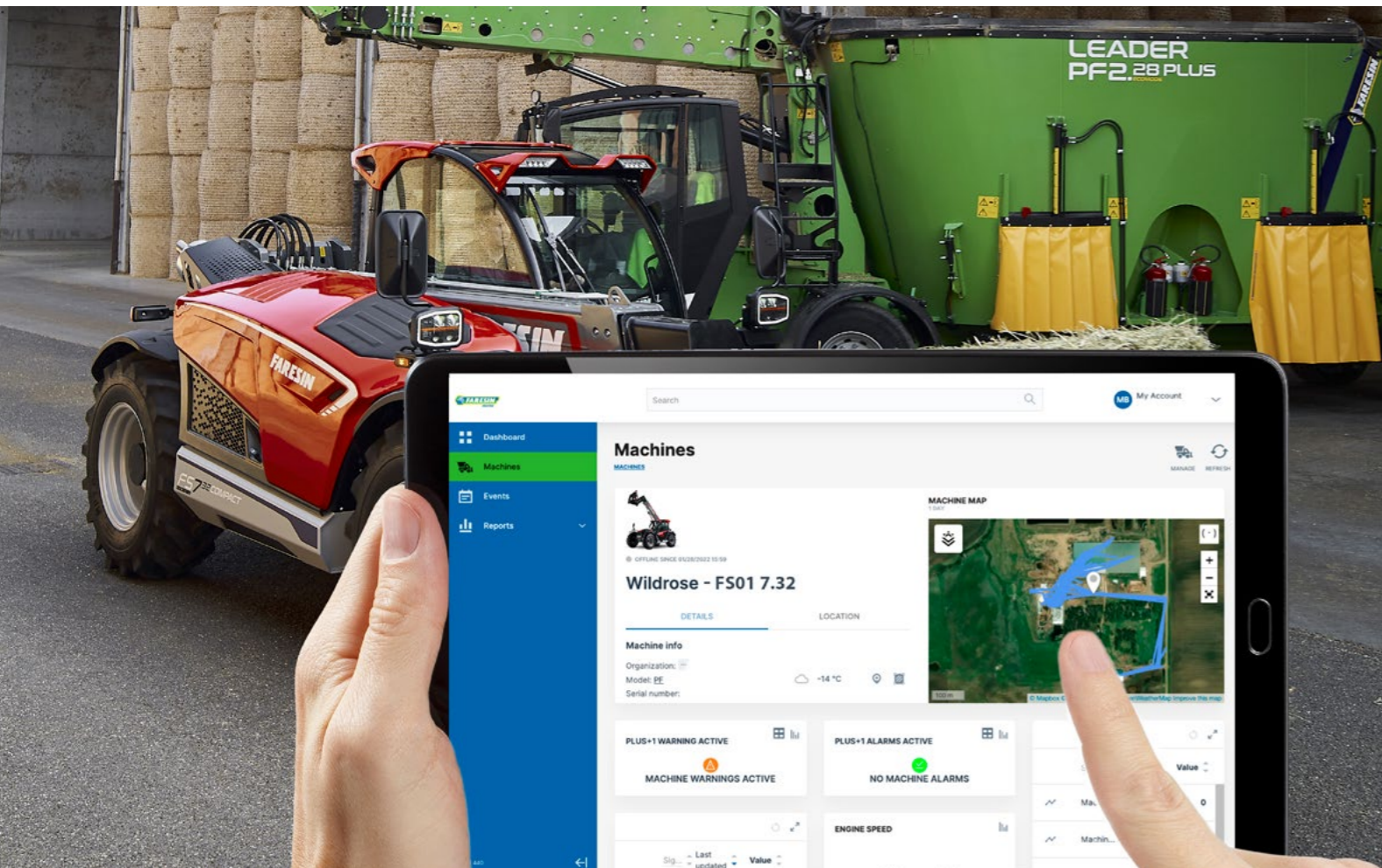


LIGHT MATERIAL BUCKET



BUCKET WITH TINES

For constant operativity

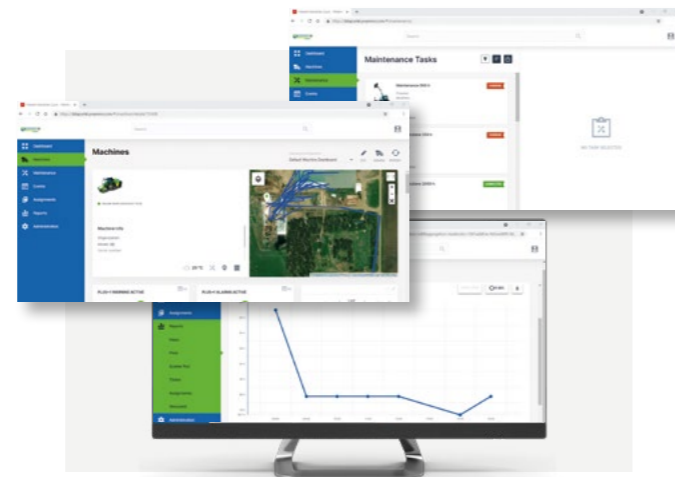


Farmatics Connectivity

To ensure a high level of customer service, Faresin has developed its own telematics and telediagnosis software called Farmatics. The tool gives greater confidence to the customer after purchase because the problem is identified more quickly, service interventions can be scheduled in advance, and the performance of our telehandlers and mixer wagons is monitored more deeply.

Farmatics is a complete solution of Hardware, eSIM, Software Application, and Data Management Server, which allows remote control of the operation of telehandlers and mixer wagons, set up with electronically managed motors.

Manage your fleet in a single portal and view all the real-time data of your machines. Download the Proemion Machine Companion app for iPhone, iPad and Android devices.



Overview of some features:

- » Geolocation and fleet management
- » Remote assistance support
- » Creation of detailed and customised graphs for all the recorded signals
- » Performance and consumption monitoring
- » Maintenance planning and cost management



After sales

The telehandler is a machine produced by Faresin Industries for more than 20 years with results that have constantly been met with market appreciation. A story of constant growth, which has led the company to acquire important design and industrial skills. Moreover, advice was welcomed and client needs were heard to create a high-level services package for those who need to work productively every day.




Extended warranty

To strengthen our proposal to the client, we offer a complete flexible Extended Warranty program with options to cover our products even up to 3 years or 5000 hours. The final result is of course a machine with better maintenance and a complete history of vehicle assistance, with positive returns when the time comes for its replacement. For companies, it guarantees known costs of ordinary and special maintenance.



24/365 Support service

Customer satisfaction means being able to solve the problem when it occurs, in the shortest possible time. Hence why the Faresin support service is active 24 hours a day, 365 days a year.



Original spare parts

In order to provide after-sales support, Faresin has activated a series of tools to provide original spare parts, guaranteeing delivery throughout Europe within 24 hours of ordering. Faresin recommends using original spare parts to ensure the best performance of its machines.

TELEHANDLERS **NEXT GENERATION**



**FARESIN INDUSTRIES SPA
HEADQUARTERS**

Via dell'Artigianato, 36
36042 Breganze (Vicenza), Italy
Tel. + 39 0445 800300
faresin@faresin.com

FARESIN DEUTSCHLAND GMBH

Steinach B.R. - an der
Frankenhoehe 1
91605 Gallmersgarten, Germany
Tel. +49 9843 9802828
lager@faresin.de

**FARESIN DEUTSCHLAND
NORD GMBH**

Wissmannstr, 59
27755 Delmenhorst, Germany
Tel. +49 4221 800 989-0
info@faresin-nord.de

FARESIN POLAND SP. Z O.O.

ul. Borowiacka 9
87-100 Torun, Polska
Tel. +48 503 147 811
poland@faresin.com

**FARESIN INDUSTRIES
FRANCE**

2 Rue de l'Avenir 14460
Colombelles, France
Tel + 33 2 31 82 79 61
france@faresin.com

It brings to the attention of all potential customers, all recipients, and to the maximum extent possible, external interlocutors, that Faresin Industries S.p.A. adopts a general Disclaimer regarding the description of the technical and functional characteristics of its machineries, as well as the manner of their use, also with regard to their safety. The Disclaimer must be understood as having a general scope, and therefore Faresin Industries s.p.a. invites to know it, also by accessing the website: faresin.com

FARESIN.COM



07.2024

